



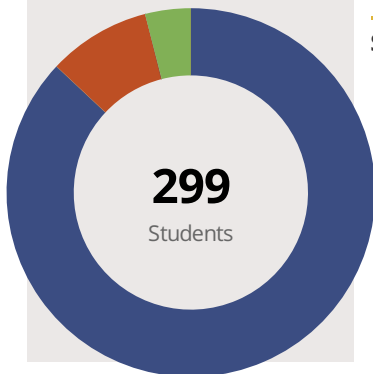
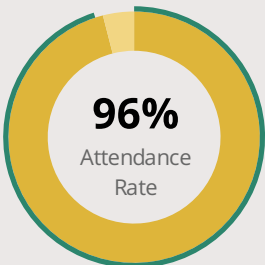
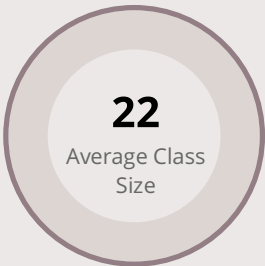
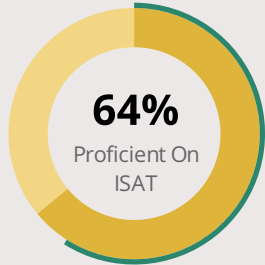
MILNE GROVE ELEM SCHOOL

565 E 7TH ST LOCKPORT, IL 60441 3660 (815) 838-0542

Grades: P-3
District: LOCKPORT SD 91

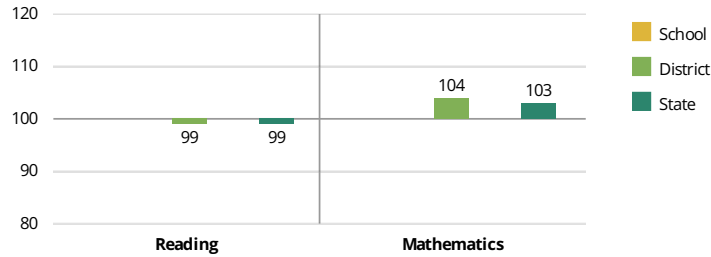
Principal: Mrs. Jaime Koziol
Superintendent: Mrs. Donna Gray

FAST FACTS



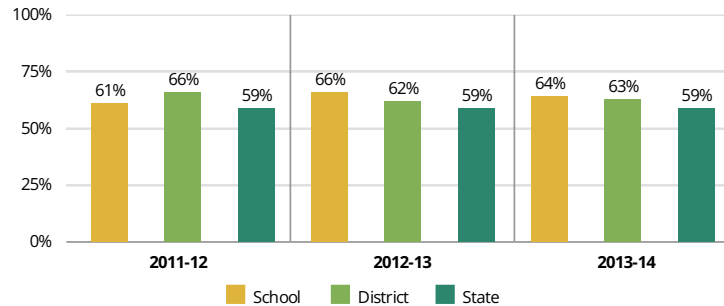
Academic Growth

To measure the amount of academic growth a school's students demonstrate, Illinois compares students' performance on the ISAT from one year to the next. Scores over 100 indicate that students are improving relative to their grade level, for example by moving from Below Standards to Meets Standards.



Academic Success

The percentage of students who meet or exceed standards on the Illinois Standards Achievement Test (ISAT).



Student Characteristics

White	87%	Low Income	33%
Black	0%	English Learners	4%
Hispanic	9%	With Disabilities	21%
Asian	0%	Homeless	1%
American Indian	0%		
Two or More Races	4%		
Pacific Islander	0%		

School Environment



The **5Essentials Survey** allows students in grades 6-12 and all teachers to share their perspectives on essential conditions for learning. The anonymous survey consists of 5 components.

- Most implementation
- More implementation
- Average implementation
- Less implementation
- Least implementation
- Not Applicable/Low Response

Response Rates

Students	-
Teachers	-

Effective Leaders

Do principals and teachers implement a shared vision for success?

Collaborative Teachers

Do teachers collaborate to promote professional growth?

Ambitious Instruction

Are the classes challenging and engaging?

Supportive Environment

Is the school safe, demanding, and supportive?

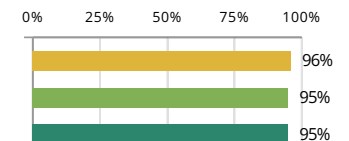
Involved Families

Does the entire staff build strong external relationships?

Student Attendance and Mobility

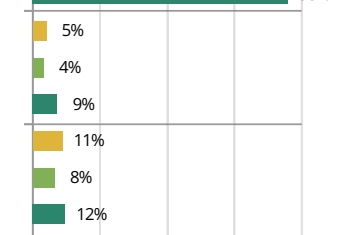
Attendance Rate

Rate at which students are present, not including excused or unexcused absences



Chronic Truancy Rate

Percentage of students who have been absent without valid reasons for 5% or more of regular school days



Student Mobility

Percentage of students who transfer in or out of the school during the school year, not including graduates





MILNE GROVE ELEM SCHOOL

School Highlights

Academic Courses

At Milne Grove School, we stress creativity, collaboration, problem-solving and character in all instruction. Our academic offerings focus on solid literacy and numeracy. From a strong foundation, our school and district can lead students to inquire about the world around them in a deep and meaningful way through the use of innovative teaching.

Physical Education, Health and Wellness

Student health is a strong priority. Physical education and recess are offered daily in grades 1-3 to promote activity. Our kitchen offers a nutritious and appealing hot lunch program that ensures students are eating balanced meals while at school. All celebrations and rewards utilize non-edible or healthy alternatives to traditional items.

Other Programs and Activities

Strong community collaboration is necessary for any school to thrive, especially a neighborhood school such as Milne Grove. We are fortunate to have the participation of a wide cross section of community groups and agencies in our school. First and foremost, we are thrilled to partner with our parents in their child's education.

School Awards

Milne Grove continually plans for instructional improvement, each year revising our program to enhance our programming and meet the needs of our learners. Our score gain from 2011-2013 emphasizes that commitment; we were honored to make the 2013 Illinois Honor Roll with an Academic Improvement Award.

Career Development Courses and Programs

The Common Core Standards require that children understand, even at an early age, that the end result of all education is to be prepared for a future career. Through partnerships with Lewis University and Junior Achievement, Milne Grove School is able to help children create a future story.

Athletics

Beginning in 3rd grade, students can participate in Parent Athletic Association sponsored programming. The Lockport area offers numerous programs in a wide variety of athletic areas for students in grades K-3. Through materials provided by our partners, we regularly send home information regarding those opportunities.

School Personnel Resources

Milne Grove School employs a Reading Specialist and Reading Aide to support the acquisition of foundational literacy skills among students in grades K-3. Our student population also benefits from a part time social worker and full time nurse in order to meet the social emotional and wellness needs of all students.

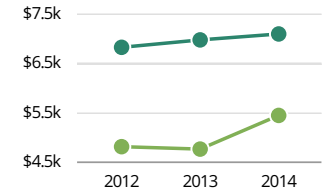
Facilities

Milne Grove School is a two story building situated on a large parcel of property in central Lockport. Inside, we offer fully equipped classroom facilities to provide a safe and secure learning environment. Outside, we offer two playgrounds and a large open play area.

District Finance

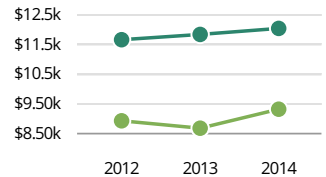
Instructional Spending per Pupil includes only the activities directly dealing with the teaching of students or the interaction between teachers and students.

	2012	2013	2014
District	\$4,815	\$4,766	\$5,447
State	\$6,824	\$6,974	\$7,094



Operational Spending per Pupil includes all costs for overall operations in this school's district, including Instructional Spending, but excluding summer school, adult education, capital expenditures, and long-term debt payments.

	2012	2013	2014
District	\$8,931	\$8,682	\$9,322
State	\$11,664	\$11,842	\$12,045



Educator Measures

In the last six years, **2 principal(s)** have led this school. In the last three years, an average of **97% of teachers** return to this school from one year to the next.

Measures of teacher attendance and proficiency will be added to this report in 2015.

FOR MORE INFORMATION

Visit IllinoisReportCard.com to see additional details about each item of information for this school. There you will find charts spanning multiple years, detailed explanations, resources, more of the school's programs and activities, and powerful tools that let you dig deeper into data.

Most of this data has been collected by ISBE from school districts through data systems. Some information, such as the School Highlights, is entered directly by principals and can be updated throughout the year.